



# Reading Directions

## Loving Literature!

Students: Your goal is to read 8 picture books or 4 chapter books and complete activities for 4 of the books you read. Please try to make at least one book a chapter book!

- Choose a book from the list or any book that looks exciting!
- Complete a Super Sweet Story Map using the form included with details from the book. Write in complete sentences and watch for spelling and punctuation.
- Complete a Super Star Character Map using the main character from any book you read. Use details from the book to support the chosen trait.
- Use 1 book for the Wacky words worksheet
- Use 1 book for the Cool Connections worksheet
- Try to read at least 3 different types (genre) of books. For example you may read a mystery, fable, and biography.

### Types of Genres

Historical Fiction, Mystery, Fantasy, Humor, Fairy Tale, Poetry, Trickster Tale, Realistic Fiction, Science Fiction, Biography, Nonfiction, Legend, Adventure, Tall Tale, Autobiography, Fable


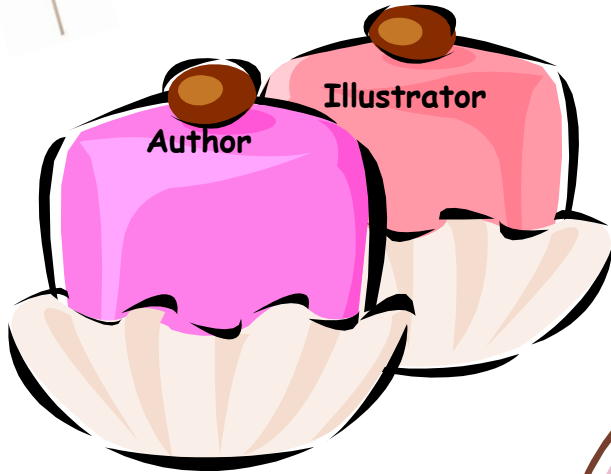


# Great Books for 3rd Graders!

- *Horrible Harry and the Ant Invasion* (series) Suzy Kline
- *A to Z Mysteries* Ron Roy
- *Amber Brown Is Not a Crayon* Paul Danziger
- *Busyboddy* Nora Johanna Hurwitz
- *Cam Jansen and the Green School Mystery* (Series) David A. Adler
- *Don't Say Ain't* Irene Smalls Hector
- *Judy Moody Saves the World* Megan McDonald
- *Mallory on the Move* Laurie Friedman
- *No Dogs Allowed* Bill Wallace
- *Otherwise Known as Sheila the Great* Judy Blume
- *Molly's Pilgrim* Barbara Cohen
- *The Enormous Crocodile* Roald Dahl
- *One Smooth Move* (Extreme Team series) Matt Christopher
- *The Case of the Elevator Duck* Polly Berends
- *Gloria Rising* (Gloria series) Ann Cameron
- *How to Be Cool in the Third Grade* Betsy Duffey
- *Sable* Karen Hesse
- *Song Lee in Room 2B* (Song Lee series) by Suzy Kline
- *The Pizza Pie Slugger* Jean Marzollo
- *Ruby the Red Fairy* (Rainbow Magic series) Daisy Meadows
- *A Crazy, Mixed-Up Spanglish Day* Get Ready for Gabi series
- *Junie B. Jones and the Stupid Smelly Bus* (Series)
- *The Puppy Place series* Ellen Miles
- *Nancy Drew and Clue Crew* Carolyn Keene
- *Katie Kazoo Switcheroo* (Series) Nancy Krulik
- *The Littles* (Series) John Peterson
- *The Magic Tree House Series* Mary Pope Osborne

Name: \_\_\_\_\_

# Super Sweet Story Map



My Favorite Part:

---

---

---

---

---

---

---


Illustration:

Name: \_\_\_\_\_

# Super Star Character Map

Put the main characters name in the large star. Choose 3 character traits that describe the main character and place them in the smaller stars. Use an example from the story to support your choice of character trait.

Book Title: \_\_\_\_\_  
Author: \_\_\_\_\_




\_\_\_\_\_

\_\_\_\_\_

\_\_\_\_\_

\_\_\_\_\_

\_\_\_\_\_




\_\_\_\_\_

\_\_\_\_\_

\_\_\_\_\_

\_\_\_\_\_

\_\_\_\_\_



\_\_\_\_\_

\_\_\_\_\_

\_\_\_\_\_

\_\_\_\_\_

\_\_\_\_\_



Name: \_\_\_\_\_

# Wacky Word Finder!

- Read the book. Look for 3 wacky words. These words could be words that you do not know, words that are interesting, unusual, cool, or just funny!
- Write the words on your recording sheet, along with the page number you found them on.
- Look up the words in a dictionary and write their meanings. Use each word in a sentence of your own.

Story Title \_\_\_\_\_

Author \_\_\_\_\_ Illustrator \_\_\_\_\_

1. Wacky Word # 1 \_\_\_\_\_ page # \_\_\_\_\_

Definition: \_\_\_\_\_

\_\_\_\_\_

My sentence: \_\_\_\_\_

\_\_\_\_\_

2. Wacky Word # 2 \_\_\_\_\_ page # \_\_\_\_\_

Definition: \_\_\_\_\_

\_\_\_\_\_

My sentence: \_\_\_\_\_

\_\_\_\_\_

3. Wacky Word # 3 \_\_\_\_\_ page # \_\_\_\_\_

Definition: \_\_\_\_\_

\_\_\_\_\_

My sentence: \_\_\_\_\_

\_\_\_\_\_

Name: \_\_\_\_\_



# Cool Connector!

- Read the book. As you read, think of something the story reminds you of. It may remind you of another book you've read or something you've done in the past or something you've seen.
- Write about what the story made you think of and why it made you think of it.
- Draw a picture about the connection you made with the story.

Story Title \_\_\_\_\_

Author \_\_\_\_\_ Illustrator \_\_\_\_\_

This story made me think of \_\_\_\_\_

---

---

---

---

<p>This is the part of the story that made me think of a connection. (Example: They went to the park to play.)</p>	<p>Here is a picture of the connection I made to the story. (Example: I went to the park once and made a lot of new friends.)</p>