

## **Bell 3: DESIGN FOR CREATIVE WRITING**

Ms. Sillis

[sillise@cpsboe.k12.oh.us](mailto:sillise@cpsboe.k12.oh.us)

Text through Remind. Class code @b3des

**Check Google Classroom for updates.**

### **Week 1**

- **Students who have NOT earned Adobe Certification in Illustrator**, follow the directions below. You will complete 3 tests per week. Scores and dates are recorded in the app and I will check and give credit the first days back to school.
- Students who ARE certified in Illustrator, practice for **Adobe certification in Indesign**. Directions below. You will complete 3 tests per week. Scores and dates are recorded in the app and I will check and give credit the first days back to school.
- Packets are available for students who cannot use GMetrix

### **Week 2**

- Springbreak

### **Week 3**

- **Students who have NOT earned Adobe Certification in Illustrator**, follow the directions below. You will complete 3 tests per week. Scores and dates are recorded in the app and I will check and give credit the first days back to school.


### **Week 4 just in case**

- **Students who have NOT earned Adobe Certification in InDesign**, follow the directions below. You will complete 3 tests per week. Scores and dates are recorded in the app and I will check and give credit the first days back to school.

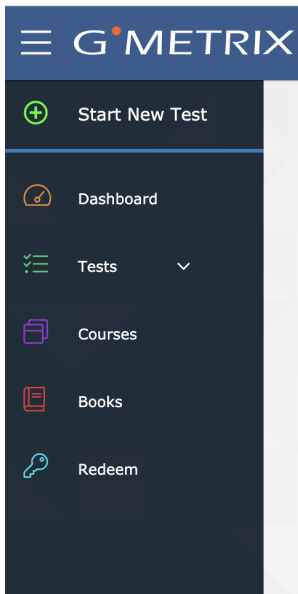
## GMetrix directions:

For students that have not earned Adobe Certification:


1. Go to [www.gmetrix.net](http://www.gmetrix.net)
- 2.



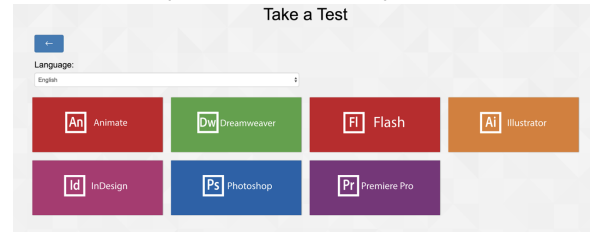
3. Log In
4. Go to Start New Test in the upper left hand corner



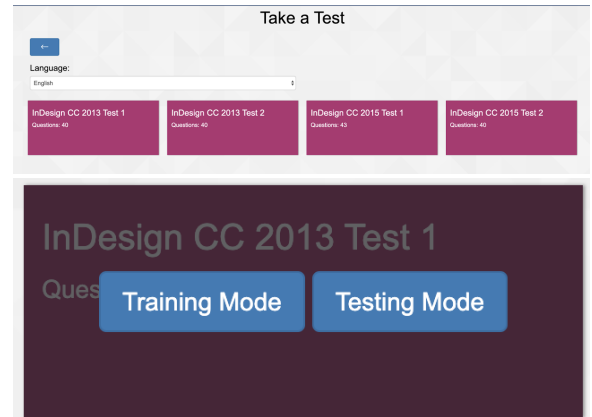
5. Pick Adobe CC 2015



6. Click one  
Illustrator (6 tests available)  
InDesign (4 tests available)
7. Photoshop (6 tests available)



8. Take 3 different tests in training mode



9. After you have taken Training Mode tests take Testing Mode and earn a score over 700 points.
10. All tests scores and dates will be recorded in the app. I will check your Dashboard on the first day of school.

