

# ART SUPPLY EXAMPLES

## FUNDS 3



*What does my student need  
to be successful in art?*

## Portfolio

Students use this for work storage and to transport work from school to home. This is a vital part of a student's supply list since students must have a portfolio for their Boards review. A cheaper, paper type of portfolio is perfect.





## Storage Bin

Students use this to keep their supplies organized and taken care of. This does not have to be anything super fancy!

## Sketchbook

Students use their sketchbook in class EVERYDAY. We do planning, sketching, writing, etc. in this little treasure!


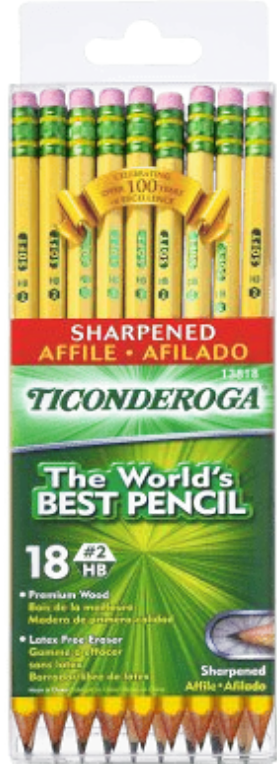


## Bristol Paper

Bristol is used for our drawing projects, after we have practice sketched in our sketchbooks. Bristol comes in a variety of sizes. 9x12 or something similar is perfect. Brands don't matter either.

# Erasers, manual pencil sharpener, regular pencils/drawing pencils

Quintessential art supplies! Again, lots of varieties are available and anything works! The little manual pencil sharpener is wonderful because electric sharpeners often break pencil lead.



## Colored pencils

We use colored pencils all the time. The recommended brand is any of the prismacolor varieties as the colors are more true and the quality is good.

## Markers

Sharpies, Bic, store brand – anything will do. Thin and ultra thin and a variety of colors and black.



## Art Tin Watercolor Set

This tin set or something similar is ideal. Try NOT to get the standard crayola watercolor set as it is not as good of quality.

## Oil pastels

Any variety and any assortment of colors



## Glue Sticks, white glue, scissors

Any varieties work!



## Felting Needles + roving wool

Not needed until second semester.



## Colored cardstock

All sizes and varieties of color work!

